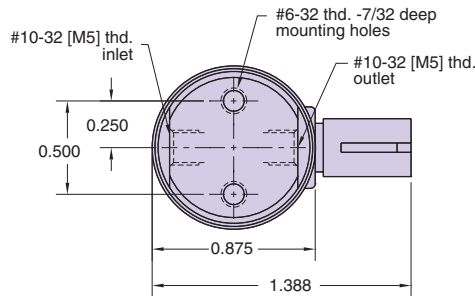


EVP SERIES PROPORTIONAL CONTROL VALVES

IN-LINE MOUNT

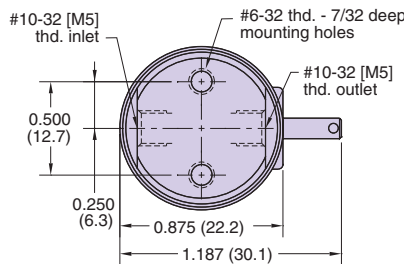


EC - P - □ - □ □ □ - □

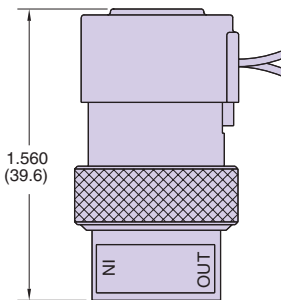


Type: 2-Way, Proportional
Medium: Air or Inert Gases
Temperature Range: 32 to 120°F
Power Consumption: 1.9 watts at 23°C 2.3 watts max.
Mounting: In-line
Ports: #10-32 [M5] Female

ET - P - □ - □ □ □ - □



EV - P - □ - □ □ □ - □

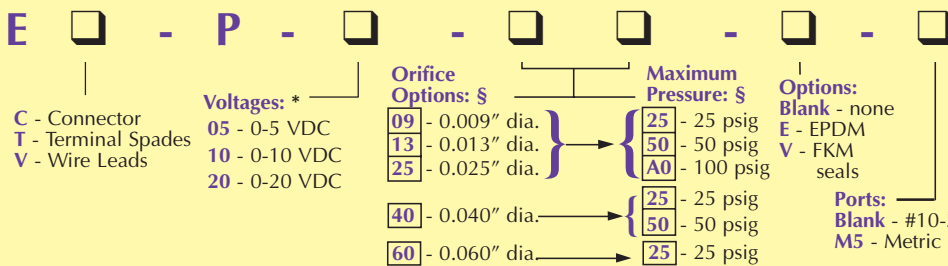


Orifice Diameter (in.)	Rated Pressure (psig)	Flow at Max. Current (scfh)
0.009"	100	5.7±10%
0.013"	100	14.2±10%
0.025"	100	50.0±10%
0.040"	50	40.0±10%
0.060"	25	30.0±10%

Nominal Voltage Range at 23°C (vdc)	Input Current Range (amps)	Coil Resistance at 23°C (ohms)	Max. Voltage Required (vdc)
0 - 5	0 - 0.370	13.5	6.2
0 - 10	0 - 0.185	54	12.4
0 - 20	0 - 0.092	218	24.8

The EVP Proportional Valve can be calibrated for pressures less than the maximum shown here. Lower pressures may be substituted, and will be used for calibration. The pressures shown above are standard options. For pressures less than 10 psig, please consult factory.

NUMBERING SYSTEM



* Consult factory for availability of non-standard voltages and other options

§ Standard Orifice Configurations
 09A0 13A0 25A0
 4050 6025

Sample part number:
 EC-P-10-25A0

For Cable and Connectors, see Page 201.