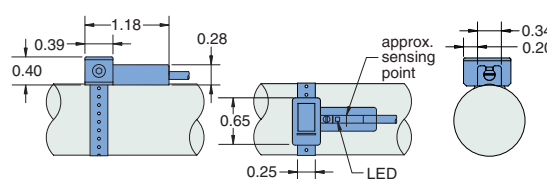
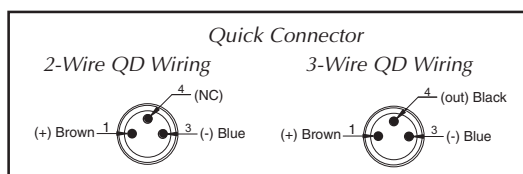
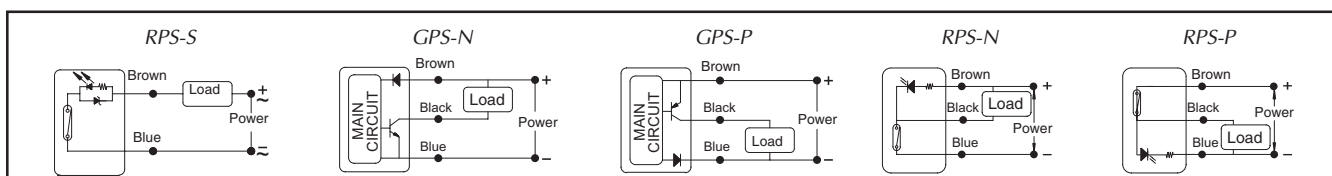


NEW! Magnetic Piston -M

Clippard stainless steel pneumatic cylinders that are equipped with an internal magnet can be used with the Reed Switch and GMR Sensor. By accurately sensing the magnetic field of the piston when it passes beneath the sensor, the position of the rod piston is determined, and the feedback signal is created. Use of this option may add to the overall length of the cylinder. See specific cylinder listings for availability and details of the overall length adder.



Characteristic/Type	RPS-S	GPS-N	GPS-P	RPS-N	RPS-P
Switching Logic	SPST Normally-Open	Solid State Output, Normally-Open	Solid State Output, Normally-Open	SPST Normally-Open	SPST Normally-Open
Sensor Type	Reed Switch	NPN Current Sinking	PNP Current Sourcing	Reed Switch NPN	Reed Switch PNP
Operating Voltage	5 to 120 VDC/AC	5 to 28 VDC	5 to 28 VDC	5 to 30 VDC	5 to 30 VDC
Switching Current	100 mA max.	200 mA max.	200 mA max.	500 mA max.	500 mA max.
Switching Rating	10 W max.	6 W max.	6 W max.	10 W max.	10 W max.
Current Consumption	-	20 mA max. @ 24 V (Switch Active)	18 mA max. @ 24 V (Switch Active)	10 mA max. @ 24 V (Switch Active)	10 mA max. @ 24 V (Switch Active)
Voltage Drop	2.5 V max. @ 40 mA DC	0.5 V max. @ 200 mA (Resistive Load)	0.5 V max. @ 200 mA (Resistive Load)	0.5 V max. @ 550 mA (Resistive Load)	0.5 V max. @ 550 mA (Resistive Load)
Leakage Current	-	0.01 mA max.	0.01 mA max.	-	-
Indicator	Red LED	Red LED	Green LED	Red LED	Green LED
Cable	2.8\$, 2C, Oil-Resistant PVC	2.8\$, 3C, Oil-Resistant PVC	2.8\$, 3C, Oil-Resistant PVC	2.8\$, 3C, Oil-Resistant PVC	2.8\$, 3C, Oil-Resistant PVC
Sensitivity	60 G	40 G	40 G	60 G	60 G
Max. Switching Frequency	200 Hz	1,000 Hz	1,000 Hz	1,000 Hz	1,000 Hz
Temperature Range	14 to 158°F (-10 to 70°C)	14 to 158°F (-10 to 70°C)	14 to 158°F (-10 to 70°C)	14 to 158°F (-10 to 70°C)	14 to 158°F (-10 to 70°C)
Shock	30 G	50 G	50 G	30 G	30 G
Vibration	9 G	9 G	9 G	9 G	9 G
Enclosure Classification	IP 67 (NEMA 6)	IP 67 (NEMA 6)	IP 67 (NEMA 6)	IP 67 (NEMA 6)	IP 67 (NEMA 6)
Protection Circuit	-	Power Source Reverse Polarity; Surge Suppression	Power Source Reverse Polarity; Surge Suppression	-	-



NEW! Mounting Bracket

Clippard's Universal Mounting Bracket is designed to be used with

both the Solid State (GMR) Sensor and the Reed Switch. The Universal Bracket can be used on any Clippard stainless steel cylinder where the -M option is available. Comes complete with 5/64" hex wrench.

Order No.

UC-0848 Mounting Bracket

Reed Switch Order No.

- RPS-P3 Sourcing Switch with 3 m Wire Leads
- RPS-P8Q Sourcing Switch with 8 mm Male QC 6" Pigtail
- RPS-N3 Sinking Switch with 3 m Wire Leads
- RPS-N8Q Sinking Switch with 8 mm Male QC 6" Pigtail
- RPS-S3 Simple Switch (2-Wire) with 3 m Wire Leads
- RPS-S8Q Simple Switch (2-Wire) with 8 mm Male QC 6" Pigtail
- CPS-C8Q5 Mating Cable Assembly, 8 mm Female QC with 5 m Leads

GMR Switch Order No.

- GPS-P3 Sourcing Switch with 3 m Wire Leads
- GPS-P8Q Sourcing Switch with 8 mm Male QC 6" Pigtail
- GPS-N3 Sinking Switch with 3 m Wire Leads
- GPS-N8Q Sinking Switch with 8 mm Male QC 6" Pigtail
- CPS-C8Q5 Mating Cable Assembly, 8 mm Female QC with 5 m Leads