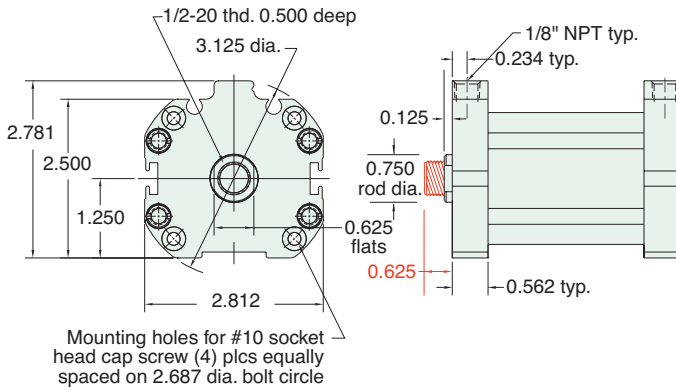


## AF-□□□-32-□

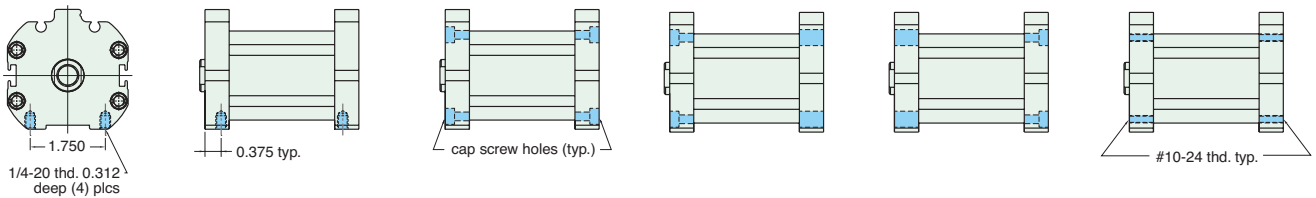


For rod with male thread option, add -T to the end of the part number after Stroke

See page 76 for Air Force One numbering system

## MOUNTING STYLES

Five mounting styles give you versatility and fast, easy installation.



Bottom Mount  
AF-Bxx-32-x

Universal Mount  
AF-Uxx-32-x

Front Mount  
AF-Fxx-32-x

Rear Mount  
AF-Rxx-32-x

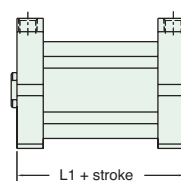
Thread Mount  
AF-Txx-32-x

## CYLINDER LENGTHS

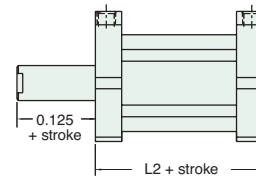
"L"	Stroke	Spring Return	Spring Extend
L1	1/4" - 1"	15/16"	
L1	1 1/8" - 2"	1 9/16"	
L1	2 1/8" - 3"	2 3/16"	
L1	3 1/8" - 4"	2 13/16"	
L2	1/4" - 1"		1 7/16"
L2	1 1/8" - 2"		2 1/16"
L2	2 1/8" - 3"		2 11/16"
L2	3 1/8" - 4"		3 5/16"

Overall length of body is stroke plus "L"

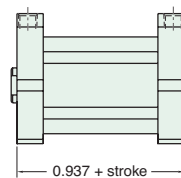
Add 7/8" for Magnetic Piston



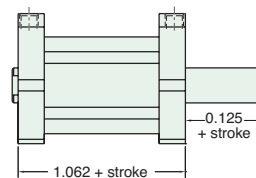
Spring Return  
AF-xSR-32-x



Spring Extend  
AF-xRR-32-x



Double Acting  
Single Rod  
AF-xDR-32-x



Double Acting  
Double Rod  
AF-xDD-32-x

Spring Forces	
Spring Return	
Compressed	At Rest
13 lbs.	7.500 lbs.
Spring Extend	
Compressed	At Rest
13 lbs.	7.500 lbs.