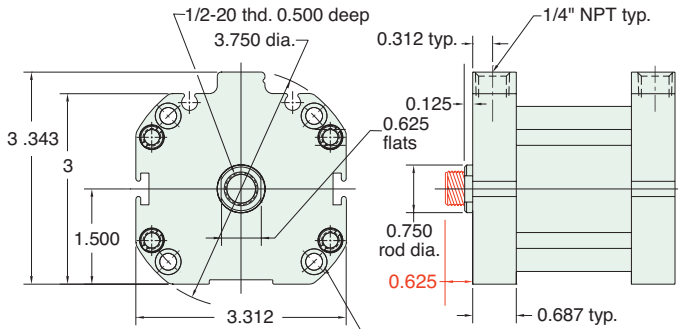




# 2 1/2" BORE AFO COMPACT CYLINDER



**AF - □□□ - 40 - □**



Mounting holes for 0.250 socket head cap screw (4) plcs equally spaced on 3.250 dia. bolt circle



Add 0.875 for Magnetic Piston

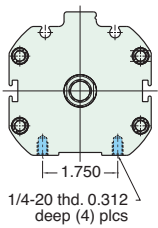


For rod with male thread option, add -T to the end of the part number after Stroke

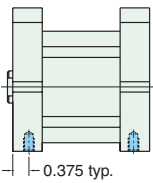
See page 76 for Air Force One numbering system

## MOUNTING STYLES

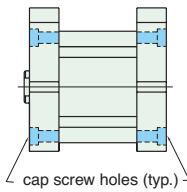
Five mounting styles give you versatility and fast, easy installation.



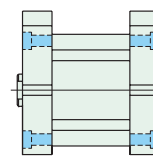
Bottom Mount  
AF-Bxx-40-x



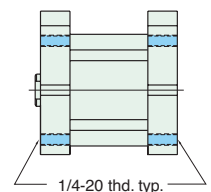
Universal Mount  
AF-Uxx-40-x



Front Mount  
AF-Fxx-40-x



Rear Mount  
AF-Rxx-40-x

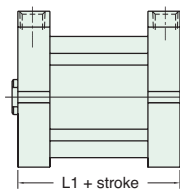


Thread Mount  
AF-Txx-40-x

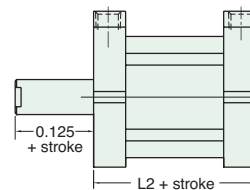
## CYLINDER LENGTHS

"L"	Stroke	Spring Return	Spring Extend
L1	1/4" - 1"	1 3/16"	
L1	1 1/8" - 2"	2 1/16"	
L1	2 1/8" - 3"	2 15/16"	
L1	3 1/8" - 4"	3 13/16"	
L2	1/4" - 1"		1 15/16"
L2	1 1/8" - 2"		2 13/16"
L2	2 1/8" - 3"		3 11/16"
L2	3 1/8" - 4"		4 9/16"

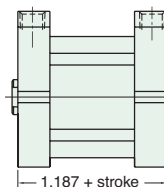
Overall length of body is stroke plus "L"



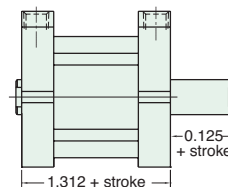
Spring Return  
AF-xSR-40-x



Spring Extend  
AF-xRR-40-x



Double Acting  
Single Rod  
AF-xDR-40-x



Double Acting  
Double Rod  
AF-xDD-40-x

Spring Forces	
Spring Return	
Compressed	At Rest
25 lbs.	18.500 lbs.
Spring Extend	
Compressed	At Rest
25 lbs.	18.500 lbs.