

Panel mounting indicators ITU 402 - ITU 412



- Versatile display indicator, programmable
- Inputs: mA, V, Pt 100, Ni 100, TC, Potentiometric input
- Power supply: 21.6 to 253 V AC 50/60 Hz and 19.2 to 300 V DC
- 4 digits Display / LED 14 segments
- Power supply to sensor: 15 to 25 V DC ; 0/4-20 mA
- Housing 48 x 96 mm
- Protection: Front IP 65
- Outputs: 2 relays or 2 relays + 1 analogue output 0/4-20 mA

DESCRIPTION

The both versatile and programmable displays are convenient for local control of process where ambient conditions are severe and humid.

ITU 402 includes 2 relays, SPDT.

ITU 412 includes 2 SPDT relays plus 1 analogue output 0/4-20 mA.

The 4 digits display LED of 13.8 mm high / 14 segments, has a resolution from 1999 to 9999 with a floating decimal point; it shows as well the relay status (ON/OFF) of each.

All parameters are setup through the front keyboard.

A multi language help file is available through the menu.

Both displays are supplied on request already set up

During the start up, a test for simulation may be run on each relay without a real input signal.

Both indicators provide a simple programming routine.

These IP65 indicators are of a DIN 43700 cutout: 48 x 96 mm, to fit in industrial cabinets.

TECHNICAL FEATURES

Power supply	21.6 to 253 V AC 50/60 Hz and 19.2 to 300 V DC
Power consumption	3.5 W max.
Inputs	Current: -1 to 25 mA, Voltage: -20 mV to 12 V DC RTD (Pt 100, Ni 100) and resistor TC (Types B, E, J, K, L, N, R, S, T, U, W3, W5 & LR)
Operating temperature	-20 to +60 °C
Outputs	2 Relays SPDT, 230 V AC Analogue: 0/4-20 mA, 800 Ω max.
Power to sensor	15 to 25 V DC / 0 to 20 mA
Case	DIN 43700, IP65, black polycarbonate, 230 g
Mass	230 g
Electric connections	Fast coupling connectors (no screws)

Agreements	Conformity to directives EMC 2004/108/CE, EN 61326-1, DBT 2006/95/CE, EN 61010-1
-------------------	---



8 Av. du Gué Langlois · 77600 Bussy-Saint-Martin
Tel +33 (0)1 60 37 45 00 Web www.citec.fr
E-mail citec@citec.fr

Panel mounting indicators
ITU 402 - ITU 412

01-03-2024

D-222.03-EN-AA

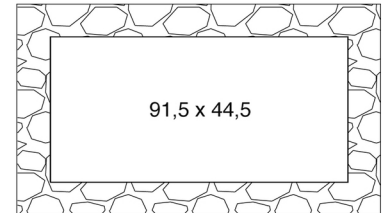

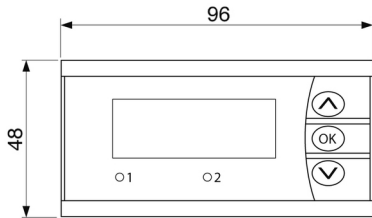
RE

222-03/1

CODE NUMBERS AND REFERENCES

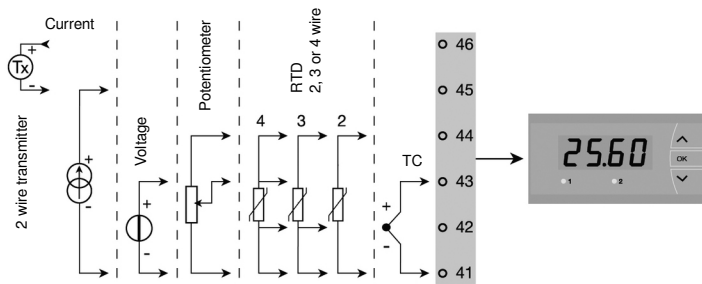
Code	Reference	Description
222 402	ITU 402	Panel mounting indicator, 2 relays
222 412	ITU 412	Panel mounting indicator, 2 relays + 1 analogue output 0/4-20 mA

DIMENSIONS

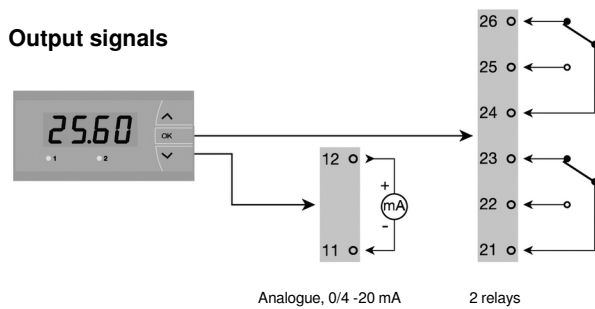


CONNECTIONS

Input signals



Output signals



Power supply

