

Panel mounting indicators ITU 404 - ITU 414



- Versatile display indicator, programmable
- Inputs: mA, V, Pt 100, Ni 100, TC, Potentiometric input
- Power supply: 21.6 to 253 V AC 50/60 Hz and 19.2 to 300 V DC
- 4 digits display / LED 14 segments
- Power supply to sensor: 15 to 25 V DC / 0/4-20 mA
- Outputs: 4 relays or 4 relays + 1 analogue output 0/4-20 mA
- Specific linearization function

DESCRIPTION

The both versatile and programmable displays are convenient for local control of process where ambient conditions are severe and humid.

ITU 404 includes 4 relays, SPDT.

ITU 414 includes 4 SPDT relays plus 1 analogue output 0/4-20 mA.

Both models are designed for local process controls as well as specific linearization on non linear input signal (e.g. no volume in tank, not proportional to liquid height).

The 4 digits display LED of 13.8 mm high / 14 segments, has a resolution from 1999 to 9999 with a floating decimal point; it shows as well the relay status (ON/OFF) of each relay.

All parameters are set up through the front keyboard.

A multi language help file is available through the menu.

Supplementary functions for specific linearization and special input signal, are available with programming routine through a PC using software "Preset".

During start up, a test for simulation may be run on each relay without a real input signal.

Both indicators provide a simple programming routine.

These IP65 indicators are of a DIN 43700 cutout: 48 x 96 mm, to fit in industrial cabinets.

TECHNICAL FEATURES

Power supply	21.6 to 253 V AC 50/60 Hz and 19.2 to 300 V DC
Power consumption	3.8 W
Inputs	Current: -1 to 25 mA, Voltage: -20 mV to 12 V DC RTD (Pt 100, Ni 100) and resistor TC (Types B, E, J, K, L, N, R, S, T, U, W3, W5 and LR)
Operating temperature	-20 to +60 °C
Outputs	4 Relays SPDT, 230 V AC Analogue 0/4-20 mA, 800 Ω max.
Power to sensor	15 to 25 V DC / 0 to 20 mA
Case	DIN 43700, IP65, black polycarbonate, 230 g
Electric connections	Fast coupling connectors (no screws)
Agreements	Conformity to directives EMC 2004/108/CE EN 61326-1, LVD 73/23/CEE EN 61010-1 UL, standard safety UL 508



8 Av. du Gué Langlois · 77600 Bussy-Saint-Martin
Tel +33 (0)1 60 37 45 00 Web www.citec.fr
E-mail citec@citec.fr

Panel mounting indicators
ITU 404 - ITU 414

01-03-2024

D-222.04-EN-AA


RE

222-04/1

CODE NUMBERS AND REFERENCES

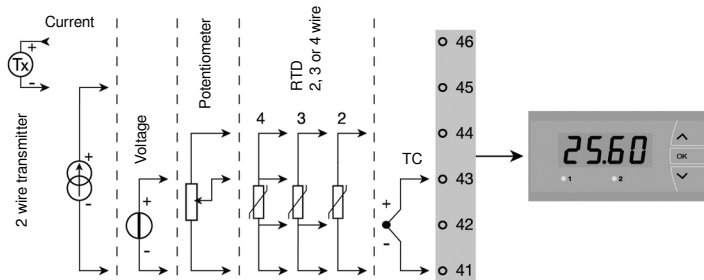
Code	Reference	Description
222 404	ITU 404	Panel mounting indicator, 4 relays
222 414	ITU 414	Panel mounting indicator, 4 relays + 1 analogue output 0/4-20 mA

DIMENSIONS

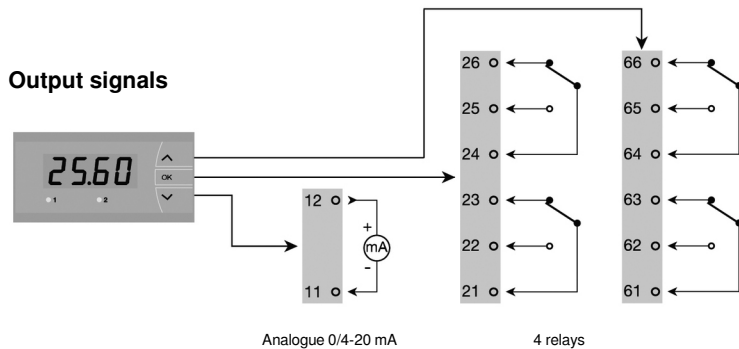


CONNECTIONS

Input signals



Output signals



Power supply

