


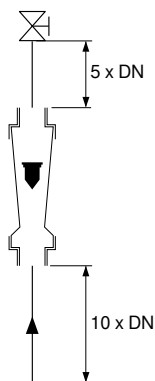
Small plastic flow indicator PDP



PDP: Variable area flow indicator



Contacts Z42 or Z40



Recommended mounting

- Direct reading
- All wet parts in plastics
- Materials: PVC, PSU, PVDF, EPDM
- Scales from 2.5 up to 1,000 l/h of water
Other scales: Air in Nm³/h, HCl and NaOH.
- Option: Adjustable contacts

APPLICATIONS

PDP series are ideally suited for continuous measurement of flow for air and neutral, basic or acidic liquids.

DESCRIPTION

PDP indicator applies the principle of variable area flow-meter: the flow raises a diver in a conical tube expanding the cross section of fluid passage. The diver moves up proportionally to the flow-rate (diver is commonly named "float").

Standard equipment includes a graduated scale in l/h of water at 20 °C. In options there are specific scales: Air in Nm³/h; HCl at 30...33 %; NaOH at 30 % & 50 %. See data -sheet 731-04

Precautions for mounting:

Flow indicators must be installed vertically with rising fluid. It is recommended to have a length upstream of 10 x ND and downstream of 5 x ND.

TECHNICAL FEATURES

Pressure limit	10 bar max. at 20 °C
Temperature limits at 1 bar	PVC: 0 ... +50 °C (Water) PSU (Polysulfone): 0 ... +90 °C (Max. 60 °C with PVC fittings) PVDF (option) on request
Graduated scales	l/h (Standard for water at 20 °C)
Specific scales	Air in Nm ³ /h (1 to 9 bar absolute pressure) HCl (30 ... 33 %); NaOH (30 % and 50 %)

Materials

Measuring tubes	PVC or PSU (Polysulfone)
Diver and stoppers	PVDF
Seals	EPDM (standard) - FPM in option
Unions	PVC for solvent welding
Fittings	Standard: PVC Unions for solvent welding Options: See the table "Fittings"

Contacts Z42 and Z40

The flow indicator must have a diver with a built-in magnet (PVDF-A)

Switching power	Max. 10 W / 12 VA; 230 V AC; 0.5 A
Operation	Z42: Change-over contact, N.O. without flow Z40: Change-over contact, N.C. without flow

Protection IP 65 - Pluggable terminal block

Ambient temperature 0... +55 °C

Overloads and inductive or capacitive loads may damage the contacts. It is recommended to use a contact protection like a relay ES 2001 (see data-sheet 250-02).

EC Conformity: The instrument meets the legal requirements of the current European Directives



Pression - Température

8 Av. du Gué Langlois · 77600 Bussy-Saint-Martin
Tel +33 (0)1 60 37 45 00 Web www.citec.fr
E-mail citec@citec.fr

Small plastic flow indicator
PDP

01-03-2024

D-731.03-EN-AE

DEB

731-03/1

CODE NUMBERS AND REFERENCES

PDP Type	ND	D [mm]	R	Range Flow [l/h]	ΔP [mbar]	Code			
						PVC	PVC-A	PSU	PSU-A
2.5	10	16	3/8"	2.5 ... 25	4.5	731 700	731 750	731 800	731 850
5	10	16	3/8"	5...50	4.5	731 701	731 751	731 801	731 851
10	10	16	3/8"	10 ... 100	4.5	731 702	731 752	731 802	731 852
15	15	20	1/2"	15 ... 150	4.4	731 703	731 753	731 803	731 853
20	15	20	1/2"	20 ... 200	4.4	731 704	731 754	731 804	731 854
30	25	32	1"	30 ... 300	8.1	731 705	731 755	731 805	731 855
50	25	32	1"	50 ... 500	8.1	731 706	731 756	731 806	731 856
100	25	32	1"	100 ...1,000	8.1	731 707	731 757	731 807	731 857

ΔP : Pressure drop, water at 20 °C
PVDF models: on request

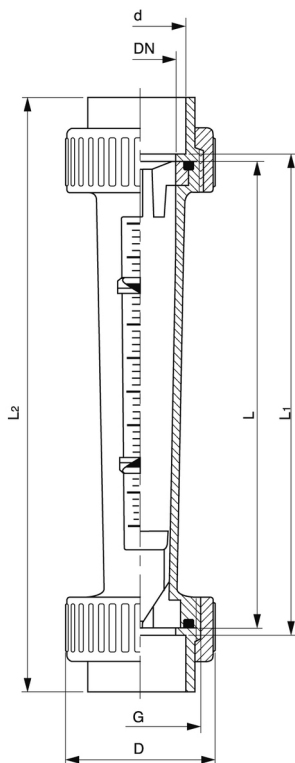
Fittings:

ND	Ø	FPM seals	Female threads			PPH smooth couplings	Flanges	
			Cast iron	AISI 316	PVC		PVC	PPH
10	16	P53 955	730 195	730 105	730 101	730 102	730 106	730 107
15	20	P53 56	730 200	730 205	730 201	730 202	730 206	730 207
25	32	P53 959	730 300	730 305	730 301	730 302	730 306	730 307

Contacts:

Code	Reference	Description
730 998	Z42 NO	Contact Z42, Max. 12 VA / 230 V / 0.5 A, Change-over, N.O.
730 999	Z40 NF	Contact Z40, Max. 12 VA / 230 V / 0.5 A, Change-over, N.C.

DIMENSIONS



ND [mm]	d	R	BSP	D [mm]	L [mm]	L1 [mm]	L2 [mm]	Mass [kg]
10	16	3/8"	3/4"	35	165	171	199	0,08
15	20	1/2"	1"	43	185	191	223	0,13
25	32	1"	1 1/2"	60	200	206	250	0,24

Dimensions are for standard PDP with PVC unions.



8 Av. du Gué Langlois · 77600 Bussy-Saint-Martin
Tel +33 (0)1 60 37 45 00 Web www.citec.fr
E-mail citec@citec.fr

Small plastic flow indicator
PDP

01-03-2024

D-731.03-EN-AE

DEB

731-03/2