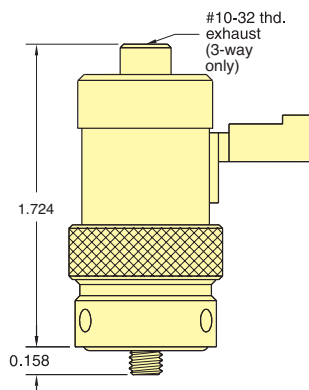


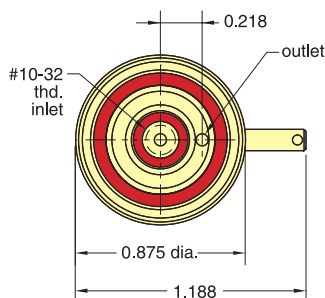
EV, ET, EC SERIES 2- & 3-WAY NORMALLY-OPEN VALVES MANIFOLD MOUNT



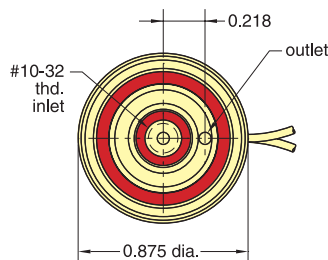
□ - ECN - □ M - □ - □



□ - ETN - □ M - □ - □



□ - EVN - □ M - □ - □



Type: Normally-Open 2- or 3-Way

Medium: Air (40 micron filtration)

Temperature Range: 30 to 180°F

Power Consumption: 0.67 watt

Response: <15 milliseconds

Mounting: Manifold

Ports: Manifold mounted with #10-32 stud

Operating Range: 90% to 150% of rated voltage

Air Flow: 0.9 scfm @ 100 psig;
25 lpm @ 7 bar

Pressure Range: 28" Hg Vac. to 105 psig; 7 bar max

ECN, ETN & EVN series valves are 2- & 3-way N.O. solenoid valves. The Normally-Open inlet is through the center mounting stud, so the valves can be supplied directly from the manifold without external tubing.



For Cable and Connectors, see Page 201.

NUMBERING SYSTEM

□ - E □ N - □ M - □ - □

Blank - Buna-N Seals & Silicone Lube
S - FKM Seals & PFPE Lube
C - Connector
T - Terminal Spades
V - Wire Leads
2 - 2-Way
3 - 3-Way

Voltages: *
6 - 6 VDC
12 - 12 VDC
24 - 24 VDC

Standard Options:
V - Fluorocarbon seals
Non-Standard Options:
D - Diode
E - EPR seals

* Consult factory for availability of non-standard voltages and other options